




UC | Chile



GUIDE FOR **INTERNATIONAL PHD STUDENTS**

**VICE PRESIDENCY FOR INTERNATIONAL
AFFAIRS AND GRADUATE SCHOOL**

INDEX

WELCOME / 3

SUPPORT NETWORK - ABOUT US / 4

VICE PRESIDENCY FOR INTERNATIONAL AFFAIRS / 4

UC INTERNATIONAL COMMUNITY TEAM / 4

VICE PRESIDENCY FOR RESEARCH / 5

ESCUELA DE GRADUADOS (GRADUATE SCHOOL) / 5

CAPEDUC / 5

ABOUT CHILE / 6

TEMPORARY RESIDENCE VISA APPLICATIONS / 8

CHECKLIST AND STEP-WISE GUIDES / 8

VISA APPLICATION MANAGEMENT SURVEY UC / 8

ARRIVAL AT THE AIRPORT / 8

INTERNATIONAL POLICE / 8

CUSTOMS / 8

TRANSFER FROM THE AIRPORT TO SANTIAGO / 9

HEALTH COVERAGE DURING YOUR STAY IN CHILE / 10

TRAVEL INSURANCE BEFORE TRAVELING TO CHILE / 10

CHILEAN HEALTH SYSTEM / 10

BENEFITS FOR UC POSTGRADUATE STUDENTS / 11

LANGUAGES / 11

HEALTH / 11

AGREEMENT WITH UC-CHRISTUS HEALTH NETWORK / 11

IN CASE OF AN EMERGENCY ON CAMPUS / 12

ACCOMMODATION / 13

REQUIREMENTS FOR RENTAL HOUSING / 13

CONDITIONS FOR RENTAL HOUSING / 13

DISTRICTS AND NEIGHBOURHOODS IN SANTIAGO / 14

WHERE TO LIVE IN SANTIAGO? / 14

PUBLIC SAFETY / 14

TRANSPORT IN THE CITY / 15

SANTIAGO METRO SYSTEM 15
METRO STATIONS TO GET TO THE CAMPUS / 16

BUSES / 16

TAXIS / 16

BICYCLES / 17

CARS - DRIVING IN CHILE / 18

DRIVER'S LICENSE / 18

RECOMMENDATIONS / 18

INTERCITY BUSES / 19

CURRENCY AND CURRENCY EXCHANGE / 20

BANKS AND BANK ACCOUNTS / 21

UNIVERSITY EMPLOYMENT BUREAU / 22

CENTRAL LABOR OFFICE (CTR)- STUDENT FEDERATION (FEUC) / 22

COMMUNICATIONS / 23

MOBILE PHONES / 23

INTERNET / 24

USEFUL INFORMATION / 25

VOLTAGE AND PLUGS AND SOCKETS / 25

SUPERMARKETS / 25

DELIVERY APPS / 25

COMMERCE / 25

MAIN SHOPPING MALLS / 25

OTHER SHOPPING MALLS / 25

BIG DEPARTMENTS STORES / 25

HANDICRAFTS / 25

FLEA MARKET AND ANTIQUE DEALERS / 26

CENTRAL MARKET AND FREE FAIRS / 26

ENTERTAINMENT AND CULTURE / 26

PLACES TO VISIT IN SANTIAGO / 27

OUR IDIOSYNCRASY / 27

WATER / 27

RAW FOOD / 27

HOLIDAYS / 28

VACATIONS / 28

GASTRONOMY / 29

COST OF LIVING SUMMARY / 30

CHILEAN SLANG / 31

DIRECTORY / 32

SERVICES AND EMERGENCY NUMBERS / 32

EMBASSIES / 32

iHola! Welcome

We would like to welcome you to UC and wish you the best in this adventure you are about to undertake. We are honoured that you have chosen our university to develop your doctoral studies, and we invite you to take advantage of every moment of your time with us. We hope that you will find here the tools to become an independent researcher and that you will also discover significant and enriching learning and life experiences.

At UC Chile you will find an intercultural community that focuses its training on the student and his or her career development. We aspire to train researchers with the highest standards of international excellence, and to contribute to the development of a better and fairer society.

We invite you to be part of this institution, to get to know it and to become part of this community that today is happy to welcome you. We are the area of UC International Community at the Vice Presidency for International Affairs of UC Chile, and along with the Graduate School, we have prepared this guide especially for you. We know that in this experience there will be many new aspects, being far away from home, in a different culture, and even speaking another language. So, we hope that this guide will allow you to learn a little more about our country, culture, and practical information that we hope will be useful.

Please note that this guide is intended to provide you with recommendations to prepare and facilitate your arrival but does not replace local regulations. It is important that you check and make sure that you comply with the requirements and regulations established by the programs, the university, and the local authorities.



SUPPORT NETWORK - ABOUT US

VICE PRESIDENCY FOR INTERNATIONAL AFFAIRS

The [Vice Presidency for International Affairs](#) manages and plans training, research, and social commitment initiatives to ensure that the UC Community leads the resolution of international challenges, together with its partners around the world.

UC INTERNATIONAL COMMUNITY TEAM

The UC International Community team is in charge, among other purposes, of guiding and assisting in the arrival of international academics and professionals who join the UC, supporting them in all the immigration procedures before and after arriving in Chile, and ensuring their insertion in the Chilean civil system and in the UC community, understanding and empathising with their needs.



BUSINESS HOURS: 9 a.m. to 2 p.m. and 3 p.m. to 6 p.m.




Julio Gulin

UC International
Community Coordinator

@ jgulin@uc.cl

Phone: (+56) 95504 7135
Address: Office 1, University
Hall 2° Floor, San Joaquín
Campus.

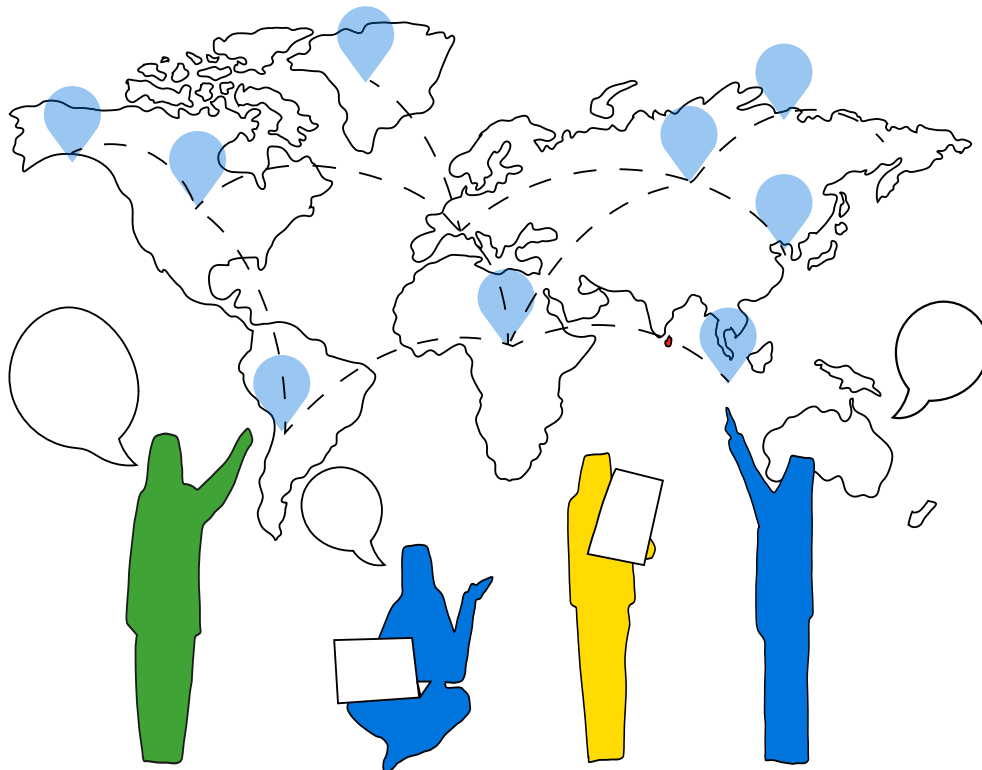


Catalina Cea

UC International
Community Officer

@ cacea@uc.cl

Phone: (+56) 95504 1211
Address: Office 1, University
Hall 2° Floor, San Joaquín
Campus.



VICE PRESIDENCY FOR RESEARCH

ESCUELA DE GRADUADOS (GRADUATE SCHOOL)

The [Graduate School](#) (“Escuela de Graduados”) is a unit belonging to the Vice Presidency Office for Research, which aims to ensure the development of doctoral training at the University, contributing to the design and implementation of strategies and mechanisms to ensure the quality of the 39 UC doctoral programs and the implementation of policies related to them. We are an interdisciplinary team made up of professionals from Costa Rica, France, Peru, Poland, and Chile, who work together with the Academic Units to ensure the quality of our academic offerings. We also have an Advisory Council composed of members of the academic community of the UC and external members, which contributes to the academic and strategic reflection on doctoral training and the link with the faculties and society.

Our mission is to ensure the quality of our programs, promoting policies and mechanisms that strengthen the training of PhD students as autonomous researchers, ensuring their career development and welfare. To this end, we guide and support students with scholarships and financial support for academic activities associated with training (conferences, seminars, international stays), strengthening the development of transversal skills and internationalisation, as well as promoting their integration in the UC.

If you have any questions, do not hesitate to write, or come and talk to us. Our offices are located on the 4th floor of the Casa Central Campus, Avda. Libertador Bernardo O’Higgins 340. You can also check our web page [🔗 https://doctorados.uc.cl/es/](https://doctorados.uc.cl/es/)



Florencia Roncone

Internationalization Coordinator

📧 froncone@uc.cl

Phone: (+56) 95504 2248

Address: Vice Presidency for Research, 4° floor of the Casa Central Campus.

CADEPUC

[CADEPUC](#) is the Academic Council of Graduate Students that brings together Master’s and PhD students. One of their objectives is to welcome graduate students from other universities or countries, providing information regarding the functioning of the university, democratic student organizations and other issues. Among its commissions, it counts with the International Student Commission, which you can contact by writing to [📧 estudianteinternacional.cadepuc@gmail.com](mailto:estudianteinternacional.cadepuc@gmail.com) and follow-on Instagram ([🔗 @estudianteinternacionalcadepuc](#)).

One of the commission’s support tools is *Slack*, a space used as an online forum where international students can be in permanent contact and resolve doubts among peers. Within the channels there are topics related to: commission announcements, visas, housing, banking procedures, activities/leisure, sales, ideas, etc.

ABOUT CHILE

Chile has beautiful landscapes and different tourist places to visit. Due to its geography, the territory has the driest desert in the world (Atacama), snowy mountains and a long coastal area, among many other alternatives to explore.

GEOGRAPHY

With 4,329 km in length, it is the longest country in the world. This is equivalent to a tenth of the circumference of the Earth and, considering the Chilean Antarctica, this length increases to 8,000 km. Moreover, it is one of the narrowest countries in the world, with an average width of only 180 km.

It is bordered by the Andes Mountains in the east and the Pacific Ocean in the west, which bathes its coasts entirely. Given its length, it is a country of climatic and geographical contrasts.

CLIMATE

In addition to the extreme climatic conditions of the Andes mountains and the Atacama Desert, Chile also has a comfortable temperate climate. Due to its topography and length from north to south, it has a wide variety of climates:

- Desert climate in the north.
- Temperate Mediterranean climate with a long dry season in Central Chile up to Concepción.
- Temperate and rainy climate in the south from Concepción to Punta Arenas.
- Polar ice in Antarctica.

SEASONS


Since Chile is in the southern hemisphere, summer begins on December 21 and winter begins on June 21. Those who come to live in Santiago will find a stable climate with low rainfall and four well-defined seasons. A moderate winter can be expected in August, with temperatures varying between 3 °C and 15 °C. Those who arrive in March will enjoy the end of summer and the beginning of fall with variable temperatures between 9 °C and 28 °C.

TERRITORY

Administratively speaking, the country is divided into 16 regions and the insular territory includes several islands, including the well-known Easter Island.

POPULATION

According to the *Instituto Nacional de Estadísticas* (INE), the projected population as of June 2020 was 19,458,310 inhabitants. SANTIAGO is the capital of Chile and is located in the Metropolitan Region. It has more than 7 million inhabitants and it is full of varied and interesting historical, tourist and leisure sites to visit.



RELATED INFORMATION

Marca Chile:

<https://marcachile.cl/web/>

This is Chile:

www.thisischile.cl

Gobierno de Chile:

www.gob.cl

Chile es Tuyo:

www.chileestuyo.cl

Sernatur:

<https://www.sernatur.cl/>

Chile 360:

www.appchile360.cl/

MAPS OF SANTIAGO

 www.mapcity.com |  www.planos.cl |  www.google.cl/maps

GOVERNMENT

Chile has a republican democratic system of government. The Executive Branch is held by the President of the Republic, who is, at the same time, head of Government and State. The term of office lasts 4 years.
CURRENCY The Chilean peso (CLP)

PUBLIC BUSINESS HOURS

It varies depending on the type of service offered. Supermarkets and food fairs open from Monday to Sunday at 8 a.m. Public services, private offices, cafes, and fast-food start at 9 a.m. Commercial establishments of household goods, clothing, footwear start at 10 a.m., from Monday to Saturday, and shopping centres even open on Sundays. Restaurants and bars open between 11 a.m. and 12:30 p.m.

PUBLIC CLOSING TIME

The closing time of the different services is also variable, between 6 p.m. and 10 p.m. Due to the current state of emergency, closing times are restricted by the “curfew” schedule, which must be checked periodically. Saturday is a commercial day, but commerce closes at 2 p.m., except supermarkets, shopping centres, pharmacies.

TIME ZONE

From the first Saturday of April to the first Saturday of September, Wintertime (UTC/GMT-4) is implemented in Continental Chile. From the first Saturday of September to the first Saturday of April, Summertime (UTC/GMT-3) is implemented in Continental Chile. See:  [Official Time of Chile](#)

LANGUAGE

Spanish is the national language, also called Castilian Spanish. However, there are also various languages of the indigenous peoples of Chile, which are still in force today and have contributed countless words and expressions to the Spanish language. These are: Aymara language, Quechua language, Kawésqar language, Yagán language, Rapa Nui language and Mapuzungún language (with different territorial variables: Mapuzungún, Chedegún, Veliche and Mapudungún).

Chilean Spanish pronunciation has some characteristics; it is usually spoken very quickly and with fluctuations in tonalities. The aspiration of /s/ when it comes at the end of a syllable is common in everyday speech. As in the rest of the continent, the pronunciation between /s/, /c/ and /z/ is not differentiated. Also, most people do not distinguish between /ll/ and /y/.

TEMPORARY RESIDENCE VISA APPLICATIONS

CHECKLIST AND STEP-WISE GUIDES

Disclaimer: The responsibility of obtaining all the information on time from the relevant institutions, making the application within the established deadlines and keeping a regular migration status and that of the family group while living in Chile lies entirely with the interested person.

The Support Program for International Scholars of Universidad Católica de Chile can offer you general guidelines and recommendations, but does not assume responsibility in the event that your visa is rejected or in the event of missing or incomplete documentation

Check the following guides to learn about the visa application requirements and procedures:

- [Permanent Residence Status](#)
- [Temporary Residence for Study Purposes](#)
- [Visa Extension / Temporary Residence for Study Purposes](#)



VISA APPLICATION MANAGEMENT SURVEY UC

Recently, in line with the new stipulations of the New Law of Migrations, Law of Migration and Foreigners (N° 21.325) the Principal's Council of the Chilean Universities (CRUCH) partnered with the National Service of Migrations (SNM). This partnership conveys that the Pontifical Catholic University of Chile must notify the SNM weekly about the members of the UC community that are currently applying for a visa or visa extension. In this regard, the Support Program for International Scholars created a form to identify visa applicants within the UC International Community.

For this reason, if you have recently submitted a visa application, we invite you to answer the following survey [VISA APPLICATION MANAGEMENT SURVEY UC](#).

For further inquiries related to the visa application process and requirements, please contact Catalina Cea ([@cacea@uc.cl](mailto:cacea@uc.cl)) International Community Officer of the Vice-Presidency for International Affairs at UC.

ARRIVAL AT THE AIRPORT

The Santiago de Chile Airport is called Arturo Merino Benítez International Airport and the official website is: www.nuevopudahuel.cl. We also recommend checking the special section on the measures and requirements for the COVID-19 pandemic for international flights www.nuevopudahuel.cl/covid-19

INTERNATIONAL POLICE

When entering Chile, the passenger must present their travel documents - passport or identity card, in addition to the duly stamped Temporary Residence Student (Visa) when necessary - when passing through the International Police.

CUSTOMS

During the flight to Santiago, you will receive a form to fill out about the items that needs to be [declared](#). Chile has strict phytosanitary regulations; it is recommended not to bring any type of food, seeds, and wooden crafts to the country. Read the form carefully and declare if you bring any type of vegetable and/or animal product to the *Servicio Agrícola y Ganadero* (SAG) of Chile; if you do not declare them, you are exposed to a fine. When in doubt, declare the item about which you have doubt and when going through the SAG control, the operator will indicate whether it is acceptable.

The form is also available in a digital format and when you arrive in Chile, you can access immediately from your mobile device, through sagingresoachile.cl and the [QR codes](#) available at the Airport.

Once you pass through migration control, you must collect your luggage and go to the Customs Service, with the form previously filled out. The customs service has the power to check your bags for plant and animal products. For more information, please check www.sag.cl.

TRANSFER FROM THE AIRPORT TO SANTIAGO

The international airport is located approximately 20 km west of the city and there are different official options to get to Santiago. Please follow the recommendations of the airport official transportation in this [link](#). You will find relevant information regarding taxis, transfer services (minibuses), buses and car rental services. In general, we recommend booking the service at one of the counters, which are the official representatives.

TAXI

The airport has a monitored taxi system. This service can be requested in advance or at the counters located inside the passenger arrival areas, which are focused on providing taxi services without prior reservation, either with basic taxis (black/yellow colour) that work with a taximeter, or tourist taxis (blue colour) with a fixed rate per destination. Suggested services by the airport are [Taxi Básico Oficial](#) and [Taxi Turismo Oficial](#).


Fares vary depending on the destination district. For example, from the airport to Santiago Centro, the fare can be CLP 20,000 (USD 25), to Providencia it can be CLP 22,000 (USD 28) and Ñuñoa/Vitacura/Las Condes it can be CLP 24,000 (USD 30). The maximum reference is CLP 40,000 (USD 51).

TRANSFER

Shared or private transportation service, from the airport to your destination. It is a secure service, and you can pay in cash (there are several ATMs at the airport) or by credit or debit card. Service can be booked even before arriving in Chile on the web pages and once you arrive at the airport. In both cases, after passing through customs and exiting through the arrival's portal, go to the counters located on the first level in the same disembarkation area. Suggested services by the airport are [Transvip](#) and [Transfer Delfos](#). Fares are per person, and they depend on the destination district. When it comes to shared transfer, it is necessary to consider that the transfer time may be longer (from 45 to 80 minutes, for example) than an individual transfer (maximum 40 minutes). The fares according to the destination district in shared modality vary from CLP 8,000 to CLP 10,000 per person (USD 10 to USD 12).

BUSES

Buses that go from the airport to the bus terminals within the city. This service is provided by three companies: [Turbus](#), [Centropuerto](#) and [Metbus](#). You can board these buses immediately after leaving the airport. It is possible to pay at the counter or directly to the driver. The transfer is from the airport to Santiago Centro with some detentions where you can connect to the Santiago metro (where the journey to the destination district is additionally paid). The established fares are found in the links provided above and are currently CLP 1,900 (USD 2,5 approx. per person) and CLP 720/800 (USD 1 approx. per person) in the case of Metbus since it's partially part of the public transport line "Transantiago" (route N°555).



HEALTH COVERAGE DURING YOUR STAY IN CHILE

TRAVEL INSURANCE BEFORE TRAVELLING TO CHILE

Even Though it's not one of the requirements for entering Chile. At UC we advise (before traveling) to obtain travel health insurance with a coverage of at least US\$30,000 in medical appointments, explicit COVID coverage, and funerary and sanitary repatriation. You will find some suggestions in [this link](#). We strongly suggest that you have insurance of at least 30 days while you enroll in the Chilean health system.

We also strongly suggest that each family member (as a visa holder or dependant), travel to Chile with similar health insurance.

CHILEAN HEALTH SYSTEM

The Chilean health care system is quite complex and it can be difficult to initially understand how it works. It is composed of a mixed care system made up of public insurance, which is the National Health Fund (**Fondo Nacional de Salud - Fonasa**), and a private system called Isapre, which corresponds to the Private Social Security Health Institutions (*Instituciones de Salud Previsional Privadas*).

The Isapres are in charge of financing health benefits and benefits to people who contribute* 7% or a higher agreed amount of their monthly income for health. It is of an individual nature and is expressed through formal documents that establish the rights and obligations of both parties upon signing the contract. There are six Isapres to which it is possible to affiliate: [Banmédica](#), [Colmena](#), [Consalud](#), [Cruz Blanca](#), [Nueva Más Vida](#) and [Vida Tres](#). The value of the Health Plan will depend on each Isapre and the individual circumstances.

In Fonasa, there are different health care levels for which both dependent and self-employed workers and their family members must contribute* 7% of their monthly income for health care in this fund. In the case of doctoral students, it is suggested that they affiliate to FONASA in level A, which corresponds to those who lack resources or do not work. Under this level, you are not subject to contribution and can be treated free of charge in public hospitals and clinics.

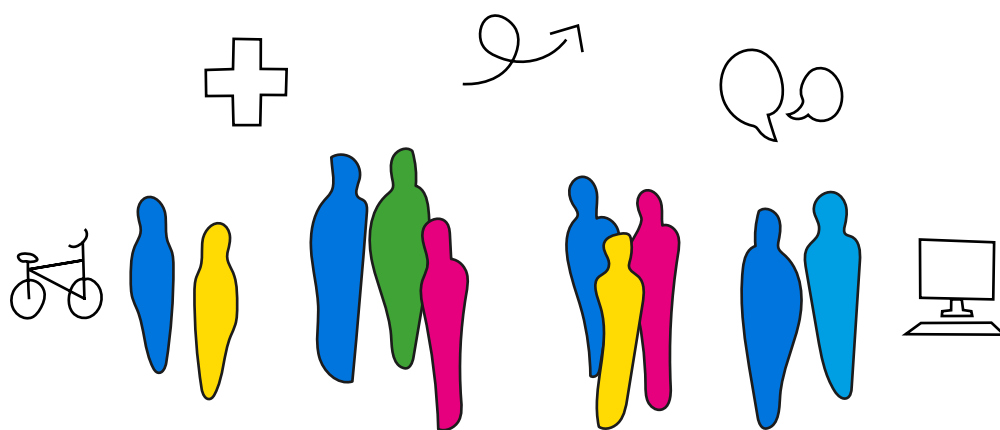
There are three other levels (B, C and D) for which they must pay contributions according to their income level and qualify for the purchase of vouchers** (bonos) and care in public and private health centres.

When you need to access the Health System, either public (FONASA) or private (ISAPRE), also known as Health Insurance Companies, you must have a RUT.

If you wish to enroll in FONASA level A, you can review [this infographic](#) which explains how to enroll.

(*) Contribution: Amount paid by the employer to the insurance company, ISAPRE or FONASA, which corresponds to 7% of the employee's gross income.

() Bono:** This is the most common method of payment by means of a document, personal and non-transferable, which can be issued in person or digitally, either by the ISAPRE or FONASA, so that the affiliated person only pays the amount that corresponds to him/her.



BENEFITS FOR UC POSTGRADUATE STUDENTS

LANGUAGES

Spanish proficiency is key for integration. For this reason, non-Spanish speakers students at UC can access a free Spanish diagnosis and test their Spanish proficiency level. Furthermore, those students whose diagnosis score is below B1 (Vantage) will be referred to a Spanish course in Spanish UC ¡Asses your Spanish Proficiency [here](#)!

We live in a globalised and interconnected world. With this remark, having an operative level of English is crucial in any university degree. Access any English course of [English UC](#) at a special student price.

Are you interested in new languages and cultures? Regular students at UC can access language courses at a student price. Review the available courses [here](#).

HEALTH

All foreign and Chilean students entering the UC must have a public (FONASA) or private (ISAPRE) social security health system for accessing the following benefits:

UC STUDENT HEALTH AND WELFARE DEPARTMENT

Current Master students or students in the process of graduation (up to 1 year since enrolling in courses), who are affiliated to a health system that issues vouchers (Fonasa or Isapre) can access the direct services offered by the Health and Student Welfare Office of the University:

Physical Health:

- Individual counselling and psycho-educational groups, talks and workshops on sexual health, ergonomics, healthy food, etc.

- HIV rapid test and nutritional evaluation
- Orientation and workshops on parenting and respectful upbringing.
- Breastfeeding room in all UC campuses
- Campaigns on prevention of prevalent diseases

Dental Health:

- Consultation and treatment in different specialties, at preferential rates.
- Workshops and talks on oral health prevention.

Mental Health:

- Free psychological care for mild mental health conditions (only in Chile).

Note: For these purposes, you must be in Chilean territory to access care. It is not allowed to receive psychological care while outside the country in remote mode.

- Individual counselling talks and psycho-educational workshops on different topics: anxiety, stress and sleep; healthy relationships; prevention of depression; adaptation to changes, prevention of suicidal behaviour, substance abuse.
- Support groups


AGREEMENT WITH UC-CHRISTUS HEALTH NETWORK

There is an agreement between Student Health and Welfare and the UC-CHRISTUS Health Network.




As a regular UC student you can access benefits in face-to-face clinical care at the UC-CHRISTUS Health Network throughout the year, including February, even when the university is closed for academic recess. Graduating students, with a maximum of 1 year since they enrolled in the last course, can also

access the benefits of the agreement. Excluded from the benefits of this agreement are those UC students who are not affiliated to Fonasa or Isapre.

The automation of the voucher payment system is carried out directly at the UC-CHRISTUS Health Network centres, facilitating access to services. To do so, you only need to place your fingerprint when paying the voucher.

Also, you will be able to perform some exams and procedures in all the centres of the network, not only in the San Joaquín medical centre or the hospital in Marcoleta. Find out more details about this agreement, services, coverage and benefits at  [this link](#).

If you wish to learn more about the health benefits you have as a Postgraduate student:

- Visit the website  <http://saludestudiantil.uc.cl>
- Search and follow  @saludybienestaruc in Instagram
- Send an email to  daesaludybienestar@uc.cl

IN CASE OF AN EMERGENCY ON CAMPUS

In case of an emergency on campus, you have to:



CALL:

- From an institutional fixed phone call to annex **5000**.
- From cellphones call **+56 95504 5000**.
- From fixed phones call **+56 95504 5000**.
- If you are in Campus Villarrica call **+56 22411 830**.

STEPS TO CONSIDER:

- Stay where you are, and wait for the nurse and the monitoring team to arrive. Once in place, follow their instructions.
- Casa Central, Campus San Joaquín, Campus Oriente y Lo Contador count with a clinical nurse. The nurse will evaluate you (or the person in need) and decide if it must be taken to emergencies. All of this process is free of charge.
- Campus Villarrica counts on a social assistant who will forward the case to the Villarica Hospital, using the National Student Insurance (Seguro Escolar Estatal).

WHAT ARE THE UC NURSES' OPERATING HOURS?

- **Campus Casa Central** from 08:30 to 17:30 hours on Monday and Tuesday and from 08:30 to 16:30 on Fridays.
- **Campus San Joaquín** from 08:30 to 19:00 hours on Monday and Friday and from 08:30 to 13:30 on Saturdays.
- **Campus Oriente** from 08:30 to 17:30 hours on Monday and Tuesday and from 08:30 to 16:30 on Fridays.
- **Lo Contador** from 08:30 to 17:30 hours on Monday and Tuesday and from 08:30 to 16:30 on Fridays.
- **Campus Villarrica** from 08:30 to 17:30 hours.

ACCOMMODATION

The UC doesn't count with student residences or dorms. Additionally, the University can't guarantee the quality of the services of external student residences and dorms existing in the city. Nevertheless, VRAI developed a list of options for students searching for accommodation. Review the options [here](#). If you are interested in one, you will have to contact them directly. If you are interested in staying with a Chilean family, assess the available options here www.homestaychile.cl

Para los estudiantes que quieren instalarse de forma relativamente definitiva y necesitan arrendar un departamento, existen diferentes sitios web donde se publican ofertas de venta y arriendo.

WEB PAGES THAT OFFER ACCOMMODATION (PERMANENTLY OR TEMPORARILY):

www.airbnb.com

www.goplaceit.com

www.compartodepto.com

www.booking.com

www.propiedades.emol.com

www.houm.com/cl

www.portalinmobiliario.com

www.couchsurfing.org

When renting a place, don't forget to review the general and specific conditions specified in the contract. Also, agree on the terms of payment: days of payment, fee, and economic adjustments. Require a written contract and sign it at the Notary. Don't accept pre-filled contracts.

The rental agreement can be expressed in Chilean pesos or development units (Unidades de Fomento (UF)). The UF is a unit used in Chile, resettable in line with inflation. Review the current UF equivalence in Chilean pesos in [Servicio de Impuestos Internos \(SII\)](#).

REQUIREMENTS FOR RENTAL HOUSING

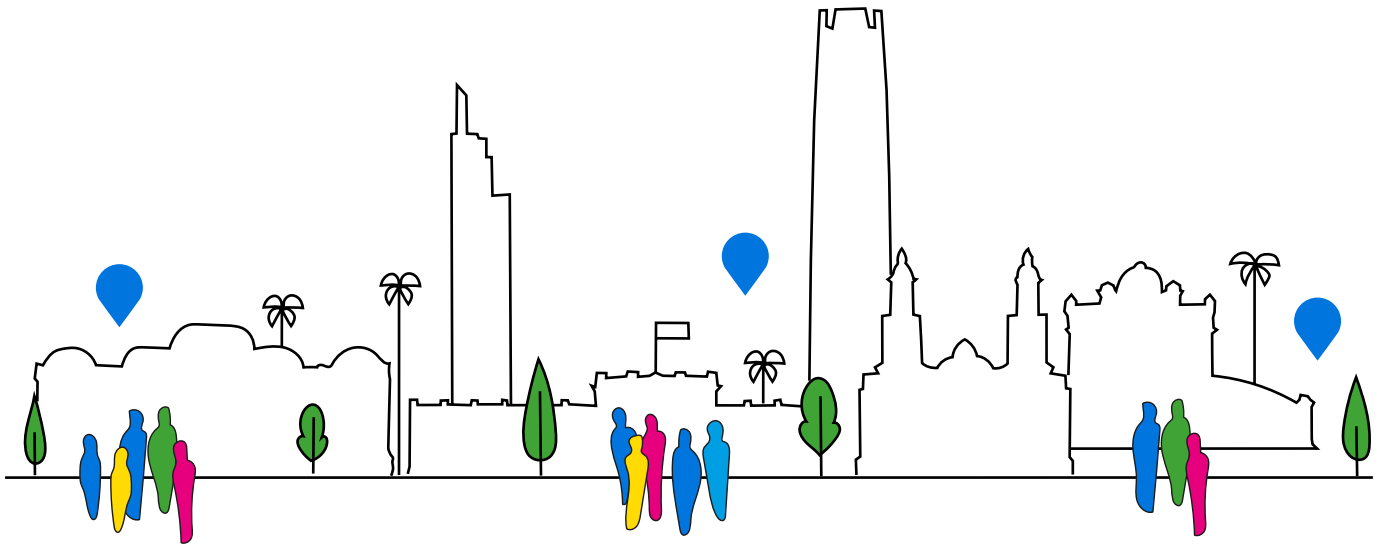
In addition to the identity card (passport o RUT), it's necessary to prove economic solvency (for example scholarship certificate, or labour contract) and to present your debt records. On occasions, a bank surety is required (aval / co-signer).

CONDITIONS FOR RENTAL HOUSING

In general, when leasing a room or apartment a month of warranty is asked for. In the case of furnished apartments, they may ask for two months of warranty and a signed inventory of the furniture leased with the apartment. If you lease through a Real Estate Broker or a Web Page an extra fee can be expected.

RECOMMENDATIONS

- When visiting an apartment or dorm, coordinate a day visit to see the lightning.
- Verify that the basic services are paid (light, water, and gas) and that there are no accumulated debts.
- Ask for the common costs fee. This refers to the monthly payment of the cost of the building (janitor, gardener, elevator maintenance) that is added to the rental fee. Ask for the price, and for the services that it includes: hot water, central heating. This is to avoid future misunderstandings.



DISTRICTS AND NEIGHBOURHOODS IN SANTIAGO

WHERE TO LIVE IN SANTIAGO?

This decision will depend on your priorities and if they involve proximity to Campus, nature, or shopping areas, among others. In this regard, you can start by defining which commune (comuna) adjusts better to your necessities. Review the following [map](#), in order to identify which communes are near campus and which are near other areas of interest.

In a [study from 2019](#), the communes with higher student demand were identified. Among these are Estación Central, Las Condes, Ñuñoa, Santiago and Providencia. The cheapest rentals are found in Estación Central since rentals fluctuate between \$260 mil Chilean pesos in one room - one bathroom apartments and \$362 mil Chilean pesos in apartments with two bedrooms and two bathrooms. There are also high-mark communes with good quality of life such as Las Condes, Vitacura, Lo Barnechea, and La Reina y Peñalolén. Nevertheless, these are not near any UC Campus.

Our suggestion is, before renting a place, to waddle around the neighbourhood to identify the way of life: congestion, interesting areas, and services available (hospitals, pharmacies, supermarkets).

PUBLIC SAFETY




In general, Santiago de Chile has a good level of public safety. Nonetheless, safety measures must be taken, especially in specific neighbourhoods and hours of the day (noon - night).



Pickpockets are commonly found and you can see them riding bikes, motorbikes (“motochorros”), or walking in the streets. At this remark, it is not recommended to use cell phones, cameras, jewels, watches, or notebooks in public spaces (terraces in cafés, restaurants, metro stations, etc).

Carjacking is commonly seen at any time and place. Each commune has its regulations on this matter, and its own Municipal Security and Safety Plan. Review your commune webpage to meet their safety measures and emergency numbers. Emergency numbers can be found also at the end of this guide.

TRANSPORT IN THE CITY

The public transport system in the city is called Red Metropolitana de Movilidad, known as  RED. It is an integrated public transport system that has buses, Metro, and Metrotren lines.

To travel through RED you need a special card called  Tarjetabip.cl that can be obtained and recharged at various points. It is also possible to recharge it online on the web page  Carga tu bip! or in the  Redbip app but in this remote mode it is also necessary to activate the charge in an Infobip! totem at any Metro station. The cost of the card is CLP 1,550 (USD 2 approx.) and one ticket (valid for a couple of hours) varies from CLP 640 to CLP 800.

To make your transfers more efficient, we recommend searching for the best route through  Google Maps, entering the starting point and the destination campus. Or, download the  Moovit app, which allows you to see city maps, updated information on bus and metro schedules and routes.





SANTIAGO METRO SYSTEM

The Santiago Metro has seven route lines (lines 1, 2, 3, 4, 4A, 5 and 6), in addition to having combinations with the RED buses. Line 1 runs from east to west, on the axis of Alameda-Providencia-Apoquindo avenues, covering downtown, as well as the districts of Providencia and Las Condes.

The Santiago Metro does not have fixed schedules for each trip; trains usually run every 2-3 minutes.

During the morning, from 6 a.m. to 9 a.m. and in the afternoon, from 6 p.m. to 8:45 p.m., Lines 2, 4 and 5 have two services (**red stops and green stops**) and trains do not stop at every station. This system is called Ruta Expresa (**Express Route**). The route of travel is color-coded on the doors of all trains.

All the information needed regarding getting around, such as maps, line combinations, travel planning, schedules, etc., can be found on the official website:

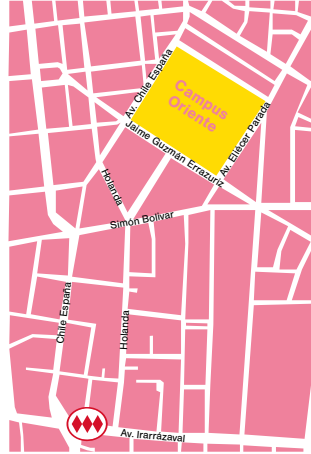
-  www.metro.cl
- Follow  @metrodesantiago on Twitter to receive updated information in case there are closed stations.
- Other useful links:
 - Estado Red:  <https://www.metro.cl/tu-viaje/estado-red>
 - Plan your trip:  <https://www.metro.cl/planificador/interactivo>

METRO STATIONS TO GET TO THE CAMPUS



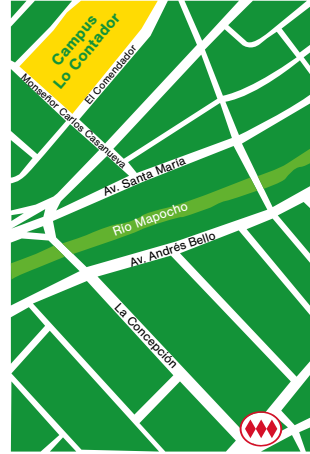
CAMPUS CASA CENTRAL (Main campus)

🚶 Av. Libertador Bernardo O'Higgins 340, Santiago.
 🚇 One block away from Metro Universidad Católica, Line 1.



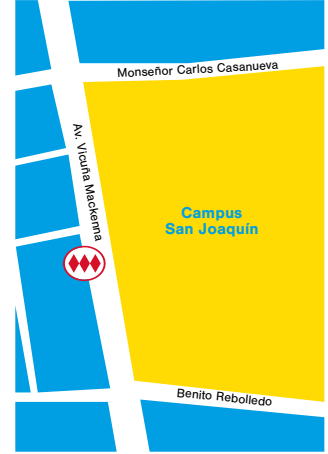
CAMPUS ORIENTE (East campus)

🚶 Av. Jaime Guzmán Errázuriz 3300, Providencia.
 🚇 15–20-minute walk from the Metro Chile-España, Line 3.



CAMPUS LO CONTADOR

🚶 El Comendador 1916, Providencia.
 🚇 10–15-minute walk from Metro Pedro de Valdivia, Line 1.



CAMPUS SAN JOAQUÍN

🚶 Av. Vicuña Mackenna 4860, Macul.
 🚇 In front of Metro San Joaquín, Line 5.

BUSES


Urban buses are popularly called “micros” and operate within the framework of the RED system. The most important places of the route are on the illuminated sign on the windshield. On www.red.cl, you can search for the lines you need for a specific route.

It is possible to travel on three consecutive buses (of different number code), at no extra charge, within the first 120 minutes, or to travel by subway and then take two buses, all for a one-time fee. Normally, you must use your Tarjeta bip! in every location but the funds will not be deducted as long as you meet the requirements.

TAXIS

Regular taxis are black vehicles with yellow roofs that pick-up passengers anywhere. Fares are indicated on the windshield, and the taximeter must always be in view of the passenger. Apps such as Uber, Cabify and Did are also available in Chile in case you want to use them - although there is no regulation on the legality or illegality of these applications so far. We do emphasize that these apps do not have passenger transport insurance.

TAXI FARES: the standard fare is **CLP 300** (USD 0.40) plus **CLP 130** (USD 0.17) for every 200 meters of distance travelled or per minute of waiting.



BICYCLES

Bicycles as a means of transportation are gaining more and more popularity in the city of Santiago, especially to avoid agglomerations and traffic congestion.

The bicycle lane network is mainly concentrated in the districts in the centre and east of the capital, which are associated with the Metro network. The districts with the longest bicycle lanes are Santiago (50.5 km), Las Condes (37.8 km), and Maipú (28.3 km) and on the other hand, La Reina and Providencia are the ones with the widest coverage (most people per km).

However, there is strong criticism regarding the connectivity of Santiago's current bicycle lanes and their maintenance status and safety. Therefore, it is recommended to be cautious when riding bicycles and skateboards for everyday transportation purposes and to always use full personal protective equipment, as well as to maintain defensive driving.

UC has a free bicycle sharing system called [Sibico](#) that seeks to encourage the use of this means of transport. Also, at UC there are “cicleteros” (bicycle parking) available for the safe parking of bicycles on all campuses in Santiago: [Campus San Joaquín](#), [Campus Casa Central](#), [Campus Lo Contador](#), and [Campus Oriente](#).

In addition, the Campus San Joaquín has [El Container](#) Collaborative Bicycle Workshop where services are provided and the creation of a community of cyclists in the UC is favoured.

During weekends, the use of bicycles is suggested on [recreational routes](#) specially intended for that purpose. In addition, mountain biking is highly appreciated as a sport, given the topographical characteristics of the country, and there are spectacular [mountain routes](#) in Santiago and throughout Chile. [Bicycle touring](#) is also an interesting way to explore and learn about the natural landscapes and cultural aspects of the country.

LINKS OF INTEREST AND COLLABORATIVE MAPS:


[Legal guide on bicycle lane](#)

[Cyclists' regulations](#)

[Collaborative bicycle lane maps](#)

[Maps of bike stores and bike repair shops](#)

[Bicycle parking map](#)



CARS - DRIVING IN CHILE

DRIVER'S LICENSE

Chile keeps agreements with some countries that allow direct standardization of the driver's license with a simple procedure, quickly obtaining a Chilean license without the need for exams. These countries are **Spain, Peru and South Korea. To exchange the driver's license for a Chilean one, people from those countries** must approach the Department of International Affairs of the Ministry of Transport and Telecommunications (MTT) and present the following documents:

- Copy of driver's license from their home country. In the case of South Korea, a copy translated into Spanish is also required.
- Valid Chilean identity card.

For other countries, there is the option of obtaining an International Driver's **License before entering the country**, issued in the home country. This type of license is generally valid for 1 year.


On the other hand, a Chilean driver's license can be obtained after obtaining a valid RUT. For more information regarding this topic and how to take a suitable driving test, please check this [website](#).

TOLLS

In Santiago it is practically mandatory that cars are equipped with a TAG device. The TAG is an electronic device that is installed on the front windshield of the vehicle. This device allows detecting cars passing through the gantries of urban and interurban highways under concession, with the purpose of automatically charging for traffic on each of these roads. There are different concessionaires that offer the device, which can be activated for many gantries whether or not it belongs to those concessionaires. For example, some of the companies are [Costanera Norte](#), [Vespucio Sur](#), [Autopista Central](#), [Vespucio Norte](#), etc. However, not all routes accept TAG, so it is always recommended to have cash to pay manual tolls when traveling outside of Santiago, such as when driving on Ruta 5 Norte and Ruta 5 Sur.

RECOMMENDATIONS

Chile is governed by the law known as the "Ley Tolerancia Cero" (zero tolerance law). "Driving under the influence of alcohol" is considered when the breathalyser shows between 0,31 and 0,79 milligrams of alcohol per litre of blood. Meanwhile, when the test shows 0,8 milligrams and more, it is considered "driving in a state of inebriation". The advice is "If you are going to drink, do not drive".



INTERCITY BUSES

If you travel outside of Santiago, bear in mind that buses run through Chile daily at different times. Fares depend on the bus company, destination city and the season in which you travel (for example, long weekends, summer and winter vacations). The regional bus system covers the whole country, from Santiago to Arica (approximately 30 hours), and from Santiago to Punta Arenas (approximately 40 hours).

For information on the rights and duties of passengers and bus operators, you can check it [here](#). Using the seat belt is mandatory for all passengers. In case of control, if you are not wearing your seat belt, you must pay a fine directly to the municipality of the town where you are at that moment.

The main bus terminals in Santiago are:

TERMINAL BUSES SANTIAGO (OR TERMINAL SUR)

Alameda 3850, **Metro Universidad de Santiago**, Estación Central district.

Buses depart from this terminal with destination to all of Chile and also to countries such as Argentina, Peru, Brazil and Colombia, among others.

TERMINAL SAN BORJA (EX TERMINAL NORTE)

San Borja 235, **Metro Estación Central**, Estación Central district.

From here buses depart with destination to central and northern areas of Chile.

TERRAPUERTO LOS HÉROES

Tucapel Jiménez 21, **Metro La Moneda**, Santiago district.

Departures to the north and south of Chile and abroad.

TERMINAL ALAMEDA

Alameda 3750, **Metro Universidad de Santiago**, Estación Central district.

This terminal is owned by two of the largest companies in the country, Tur Bus and Pullman Bus, which travel throughout Chile.

TERMINAL DE BUSES PAJARITOS

Avenida General Bonilla 5600, **Metro Pajaritos**, Pudahuel district.

It is an intermodal station and from there buses depart to the coast, Viña del Mar and Valparaíso specifically.

SALE OF INTERCITY BUS TICKETS

You can buy bus tickets directly at the bus terminals, at the offices of the bus companies or on their websites, or through the website www.recorrido.cl

CURRENCY AND CURRENCY EXCHANGE

CURRENCY: In Chile, the Chilean peso (the local currency) is mostly used for any procedure or activity that depends on a payment in money. Foreign currencies, such as dollars or euros, could only be accepted in places dedicated to tourism.

UF VALUE: It is a financial unit that can be readjusted according to inflation. Items such as health plans, property prices, leases or credits are expressed in UF value. In the following link you can see the daily values: [SII | Servicio de Impuestos Internos](#)

AUTOMATIC TELLER MACHINES (ATM): In commercial and banking areas it is easy to find ATMs (under the brand “Redbanc”), as well as in gas stations, subways, pharmacies and shopping centres. All ATMs allow you to withdraw money, regardless of the bank that issued the card. They accept international debit and credit cards issued abroad.

Also consider that the maximum daily withdrawal amount is **CLP 200,000** (USD 258 approx.).

COMMISSIONS: If you use cards from your home country, it is recommended to withdraw Chilean pesos from BancoEstado and Scotiabank ATMs, since they do not charge additional commission. Your bank of origin will charge you what you have stipulated. On the other hand, all cards issued in Chile do not pay commissions when withdrawing money at the different Redbank ATMs, except if you have a Banco Estado checking or sight account. In that case, it is more convenient to use only the ATMs of that bank.

PAYMENTS: In general, in all places you can pay with cash and/or debit and/or credit card systems. However, in some rural areas they work mainly with cash, so consider this if you leave Santiago.

Generally, physical and online stores do not accept credit and debit cards issued abroad, so if you do not yet have a checking account in Chile, it is recommended to withdraw money directly from the ATM.

BANK TRANSFER: Chilean banks establish maximum daily amounts to transfer to other Chilean current accounts. Check the limits authorized by your bank. In any case, the online platform of your account will notify you, through an automatic message, when it is not possible to carry out the transaction due to the daily limit reached.

The transfers made have no commission, whether it is to an account of your own bank or another bank, except Banco Estado, which has more associated commissions.

It is not possible to transfer money abroad through the online platform of your account. You must go in person to request a transfer to another country, which will generate commissions.

EXCHANGE RATE: You can review exchange rates and other indicators at the [Central Bank of Chile](#). This page is updated daily so it provides the most reliable information.

CURRENCY EXCHANGE HOUSES: there are exchange houses in different parts of the city, but especially in downtown Santiago and in Providencia near the Metro stations Manuel Montt, Pedro de Valdivia, Los Leones and Tobalaba. There are also exchange houses in some shopping centres or malls. It is not recommended to exchange currencies with strangers.

SENDING OR RECEIVING MONEY: there are various international companies that offer this service quickly and effectively. Some of them are: [AFEX](#), [MONEYGRAM](#), [WESTERNUNION](#) and [Transferwise](#).

BANKS AND BANK ACCOUNTS

Bank business hours: Monday to Friday from 9 a.m. to 2 p.m.

There is a wide variety of banks in the country. Having a checking account will be fundamental to be able to receive your payment from UC and make payments and transfers of different types. It is recommended to open a current account as soon as you have the identity card for foreigners.

There is a variety of banking products, for example, **Cuenta Vista, Cuenta RUT, Chequera Electrónica, Cuenta Corriente Light, etc.**, which are like current accounts but there are fewer requirements to open them. Also, they have fewer benefits (they only allow digital attention, issuance of checks is not allowed, some of them do not grant credit cards, and they have limits for maximum deposit). In this context, it is recommended to request a checking account as your main account, since this will allow you to access all the banking benefits required for you during your stay in Chile.

Since many banks do not allow foreigners to open checking accounts during their first year of residence, we suggest you directly contact the staff of the banks that work at UC:

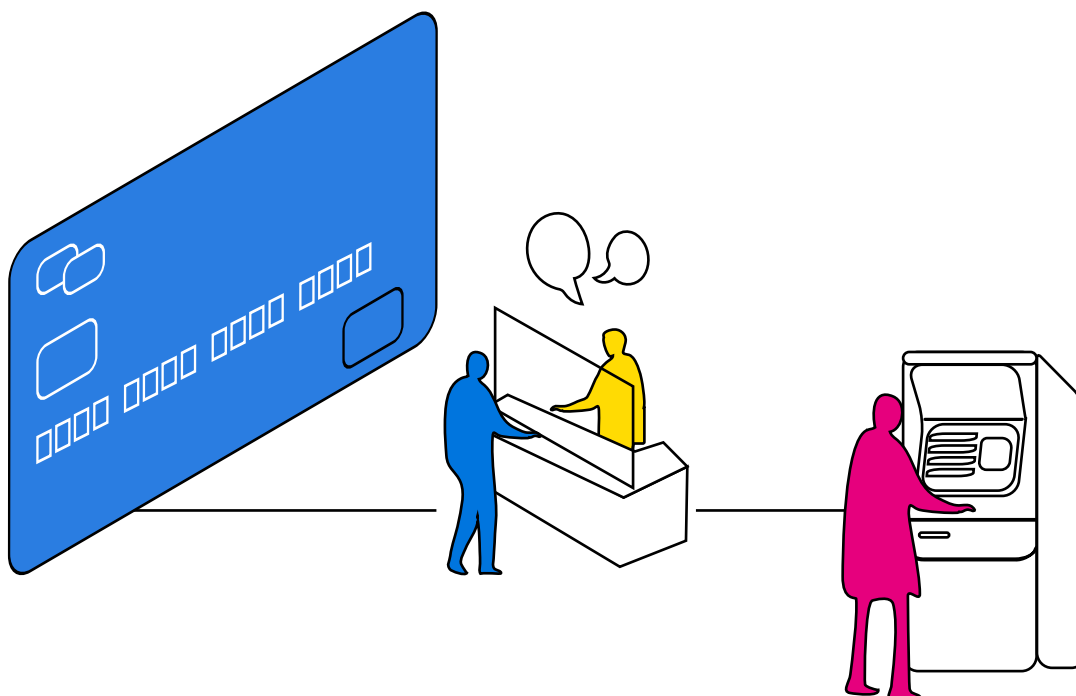
BANCO SANTANDER:

Requirements: a valid RUT. **Account manager:** Jessica Castillo (@ jessica.castillo@santander.cl, works at Campus San Joaquín).

BANCO ITAÚ:

Requirements: a valid RUT. **Account manager:** Emily Wood Flores (@ emily.wood@itau.cl, works at Campus San Joaquín).

NOTE: Remember to bring authorized credit and debit cards from your home country before entering Chile. Once you have a bank account in Chile, remember to enable your credit and debit cards before traveling abroad so you can use them in other countries.

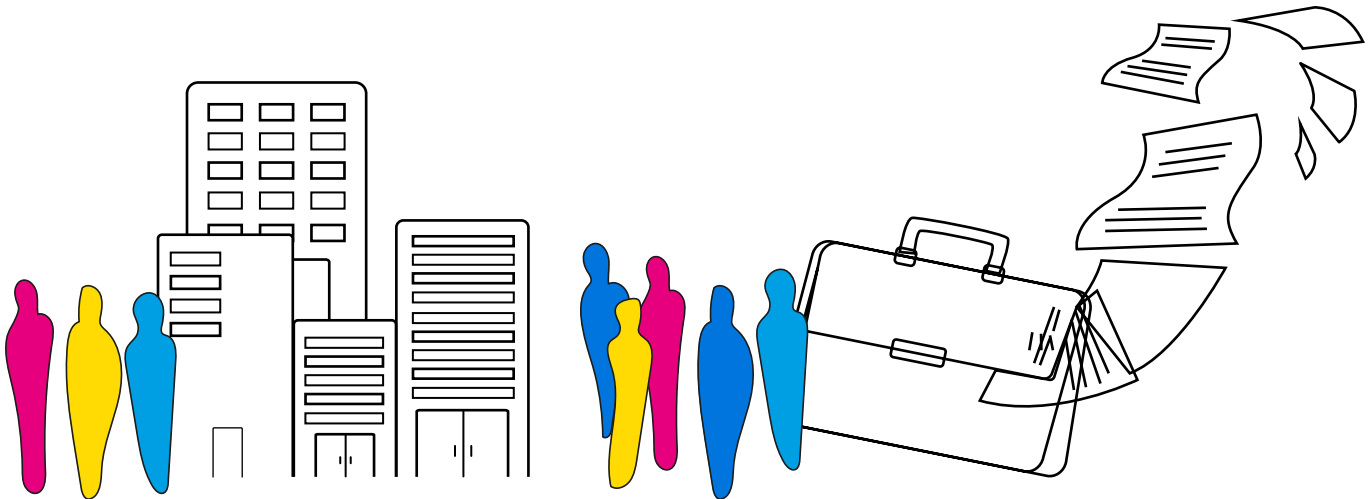


UNIVERSITY EMPLOYMENT BUREAU

CENTRAL LABOR OFFICE (CTR)- STUDENT FEDERATION (FEUC)

The permit for foreigners seeking to reside in the country for study purposes allows to develop paid licit activities up to 30 hours per week, without needing to request any special authorization for it. Nevertheless, these activities mustn't interfere with the student's study program, since otherwise the student could lose his regular student status, and with this, the permit to reside in the country for study purposes. For more [information](#).

The Student Federation of the Pontifical Catholic University of Chile (FEUC) developed an employment bureau (Central de Trabajo -CTR- in Spanish). This initiative provides regular students the possibility of engaging in paid licit activities within the universities institutes and organisations. Review the available opportunities at www.mercadolaboraluc.cl, specifically in the [STUDENTS](#) section.




COMMUNICATIONS

THE DIALING CODE IS +56.

MOBILE PHONES

If you want to use a local SIM card, you must **register your foreign mobile device** so that it can continue to operate in Chile. If you use your foreign mobile phone or tablet only in roaming or Wi-Fi mode, it is not necessary to register the device.

IMPORTANT: Make sure you bring proof of purchase of your mobile phone or tablet purchased abroad, in digital format, to be able to register it in Chile.

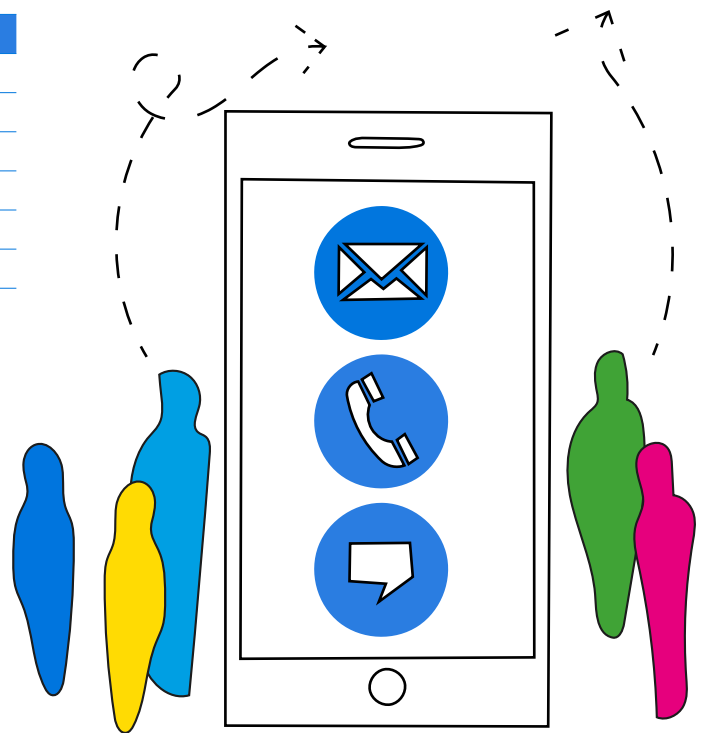
If not registered, the device will work for 30 calendar days from the activation in the network before being blocked. You must contact your mobile company in Chile or a  **certifying company** (www.multibanda.cl/ia) and carry out an administrative registration to register the device for up to 60 days, even if the equipment is already blocked.

Remember that registration is free. Do not accept companies that charge for this service.

If you have an unlocked mobile phone and want to use a local chip/SIM, you can buy it at the airport or at mobile phone stores such as Entel, Movistar, Claro or WOM. If you want to hire a mobile phone plan, first of all, you must have the identity card for foreigners.

Below, you can see a reference table of plan values as of January 2021 with a new number of the main companies. Most include free browsing on social media. The mentioned values may be lower the first months as an offer, and then they will increase.

Company	Plan	CLP	USD
Entel	50 GB	15,000	19,00
Movistar	50 GB	14,000	18,00
WOM	40 GB	12,000	15,50
Claro	45 GB	15,000	19,00
VTR	45 GB	15,000	19,00
Virgin	35 GB	20,000	25,00



INTERNET

All university campuses have a Wi-Fi connection for mobile devices (phones, tablets, and laptops) under the **EDUROAM** network. To have access to the network, you must use your email address (usuario@uc.cl) and UC password as a user. With one account, you can connect to 3 devices at the same time.

Important: check the instructions for each type of device on the website of the Computing Department:

<https://informatica.uc.cl/red-inalambrica/eduroam>.

In addition, many places in Santiago also have Wi-Fi connection (e.g., cafes, museums, and in some public spaces such as some Metro stations).

Generally, temporary homes have an internet connection, so it is important to consider this when choosing your first accommodation when you arrive in Chile to avoid the initial process of having to contract internet service. On the other hand, most long-term housing leases, of 1 year or more, do not include internet service and must be hired on their own.

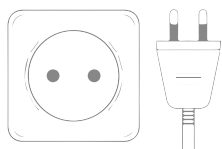
These are some companies and some basic reference plans of fibre optic per company:



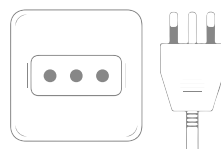
Home internet	Movistar	Entel	VTR
Fibre Optic Plan	300 megas	300 megas	300 megas
Price	CLP 20,990 (USD 27) per month	CLP 20,990 (USD 27) per month	CLP 20,990 (USD 27) per month
Installation	Free	Free	No information
Download speed	300 Mbps	300 Mbps	300 Mbps
Upload speed	300 Mbps	150 Mbps	7 Mbps

USEFUL INFORMATION

VOLTAGE AND PLUGS AND SOCKETS



The voltage in Chile is 220 V and the frequency is 50 Hz.



Sockets are Type C and L. You can get adapters at any hardware store.

SUPERMARKETS

There are eight main supermarket chains throughout the country focused on different consumer profiles with different store formats. Some of them are: Walmart ([Lider](#) supermarket), Cencosud ([Jumbo](#) and [Santa Isabel](#) supermarkets), [Unimarc](#) and [Falabella](#) ([Tottus](#)). Most of them have home delivery service. It can be very convenient to access benefits for frequent customers: [Jumbo Prime](#).

DELIVERY APPS

Apart from the supermarkets mentioned above, there are several applications that offer home delivery services of different supplies, for example, food or clothing. The most popular are: [PedidosYa](#), [Rappi](#), [Cornershop](#).

COMMERCE

The pedestrian areas of the historic centre of Santiago are full of life, inviting people to spend time walking and enjoying the shops. You can also find commercial premises in neighbourhoods as diverse as **Alonso de Córdova**, in the district of Vitacura; **Barrio Italia**, in the district of Providencia; **Bellas Artes** and **Lastarria**, in downtown Santiago; **Patronato**, in the district of Recoleta and **Bellavista**, between the district of Providencia and Recoleta.

All prices displayed in stores include taxes.

MAIN SHOPPING MALLS

- [Mall Plaza](#) shopping centre chain located in different districts of the capital, Paseo Ahumada and Paseo Calle Estado in downtown Santiago.
- [Malls and Outlets Vivo](#) centre chains distributed in different districts of the capital.
- [Parque Arauco](#), Las Condes.
- [Costanera Center](#), Providencia.
- [Portal La Dehesa](#), Lo Barnechea.

OTHER SHOPPING MALLS

- [Apumanque](#), Las Condes
- [Drugstore](#), Providencia
- [Patio Bellavista](#), Recoleta
- [Patio Centro](#), Santiago Centro

BIG DEPARTMENT STORES

Present both in malls and in their own premises located in Santiago Centro and Providencia. They are characterized by issuing credit cards that allow access to exclusive discounts when paying with them.

- [Falabella](#) (including Sodimac / Homy / Tottus)
- [Paris](#) (including Easy / Santa Isabel / Jumbo)
- [Ripley](#)

HANDICRAFTS

- [Centro Artesanal Santa Lucía](#)
- [Pueblito Los Dominicos](#)
- [Artesanías de Chile](#)
- [Fibra Local](#)

FLEA MARKET AND ANTIQUE DEALERS

- [Persa Biobio](#)
- [Galpón de Anticuarios Los Reyes](#)

Barrio Italia

Barrio El Aguilucho

CENTRAL MARKET AND FREE FAIRS

The [Central Market](#) of Santiago is a patrimonial place that offers a series of products such as: seafood and fish, fruits and vegetables. Also, there are butchers and some traditional restaurants, specialized in typical food.

The [Vega Central](#), also called “La Vega”, is a market located in the extreme south of the district of Recoleta, Santiago, almost reaching the north bank of the Mapocho River. There you will find mainly fruits and vegetables that come from the agricultural areas of the Central Zone of Chile.

Also, in the [Free fairs](#) you can find these products near the neighborhood where you live. They are usually small stands that are installed in closed streets and you can find fresh products.

ENTERTAINMENT AND CULTURE

Our country has a great cultural diversity. Different activities take place throughout Chile, and there are many interesting places to visit.

Activities such as traditional festivals, theatre, film and music festivals, as well as adventure tourism, are part of the varied offer that our country offers to tourists. For example, outside of Santiago there are the traditional festivals of the Chiloé Island, in the South; the grape harvest festivals in the Central Zone of Chile, in cities such as Curicó and Santa Cruz; in the North of Chile, celebrations such as the Putre Carnival, the Pachamama Festival and La Tirana Festival, among others.

In terms of theatre, the festival [“Santiago a Mil”](#) stands out as a theatrical and artistic proposal with outstanding companies from Chile and abroad. It takes place every year in January and is famous because of its quality and diversity. Most of its activities are concentrated in Santiago, but year after year more cities in the country are added. Some of their shows are staged in city squares and municipal gyms where people can see them for free.

In the field of movies, the [SANFIC](#) Festival is held with national and international independent film premieres.

In musical shows, the [Municipal Theatre of Santiago](#) has a long tradition in operas, ballets and concerts with national and international artists.

LINKS OF INTEREST:

- [Finde](#)
- [Santiago Cultura](#)
- [Punto Ticket](#)
- [Panoramas Gratis](#)
- [Guía para las artes](#)

SANTIAGO CULTURAL CENTRES:

- [Centro Gabriela Mistral - GAM](#)
- [Centro Cultural La Moneda](#)
- [Matucana 100](#)
- [Centro Arte Alameda](#)
- [Museo de Artes Visuales UC](#)

PLACES TO VISIT IN SANTIAGO

The capital has different attractions such as parks, museums, art galleries, palaces, monuments and architecture from different periods.

The downtown area still maintains some of the old buildings and the colonial distribution, which can be recognized in the Plaza de Armas, where the Cathedral of Santiago, the National Historical Museum, Post Office of Chile and the Municipality of Santiago are located.

Also in the downtown area can be found the Chilean Museum of Pre-Columbian Art, the Church of San Francisco, Cerro Santa Lucía, the National Library, the Casa Colorada Museum, the Municipal Theatre, the La Merced Museum, the National Museum of Fine Arts, the Museum of Contemporary Art, the Museum of Visual Arts, the Parque Forestal Park, the Salvador Allende Solidarity Museum, the Museum of Memory and Human Rights, the GAM Cultural Center, the La Moneda Cultural Center and La Moneda Presidential Palace.

Also, in the historic centre are some of the oldest neighbourhoods such as Barrio República, Barrio Brasil, Barrio Yungay, Barrio Concha y Toro, Barrio Bellas Artes, Barrio Lastarria, Barrio Cívico, Barrio París-Londres, among others where a walking tour is a must. Check more information about [🌐 Typical Zones](#) and [🌐 Monuments](#) throughout the country.

It is recommended to visit the [🌐 Metropolitan Park](#), made up of different hills, located between the districts of Huechuraba, Recoleta, Providencia and Vitacura. It is considered the largest urban park in Latin America. The park management has a total network of 16 [🌐 Urban Parks](#) in different districts of Santiago.

Other very traditional parks within the capital for family outings are [🌐 Parque Padre Hurtado](#), [🌐 Parque Quinta Normal](#), [🌐 Parque de Los Reyes](#) and [🌐 Parque O'Higgins](#).

There is also access to a [🌐 Network of Natural Parks](#) located in the foothills that allow you to enjoy the outdoors. There are also many other foothill parks with free access, such as the [🌐 Mahuida Park](#), managed by the Municipality of La Reina.

Another option to visit are the [🌐 Ski centers](#), open in the winter season. They are close to Santiago and have very good facilities.

OUR IDIOSYNCRASY

In Chile, a kiss on the right cheek is the most common form of greeting, whether people know each other or are meeting for the first time. This is a custom between two women or also between women-men. Among men, shaking hands is the most common behaviour, and it is also used in formal or business situations. However, due to the pandemic, these customs have changed.

Lunch time (also called collation) is usually between 1 p.m. and 2 p.m., or between 2 p.m. and 3 p.m. The evening meal is much later than in other countries, around 8 p.m. In Chile there is also "la once" and it refers to a coffee (or tea) accompanied by a sandwich, between 6 p.m. and 8 p.m., sometimes, it replaces the evening meal.


WATER

Although the tap water in Santiago is completely drinkable and safe to be ingested directly, due to the high amount of mineral content, it is recommended that foreigners drink bottled water the first days of their stay. Since it is a "hard water", it could cause some stomach discomfort. Also, the taste may not be very pleasant. It is also very common to find whitish traces of calcareous residue on taps or kettles. When boiling water, it is recommended to use filtered or bottled water.

RAW FOOD

It is not recommended to eat raw seafood or vegetables that are not very well washed, especially those that grow close to the ground (lettuce, carrots, cabbage, strawberries, etc.) Established restaurants also guarantee this.

HOLIDAYS

There is a varied list of  [holidays in Chile](#) that includes: National Holidays, Army Day, Navy Day, Labor Day and religious holidays, among others. Some of them are “mandatory and non-waivable” holidays, which applies to commerce owners. In these cases, gas stations, emergency and shift pharmacies remain open, as well as those premises attended by their own owners and direct family members.

Universidad Católica also has its own holidays during the year, which vary from year to year. More information can be found on the UC website.

VACATIONS

In Chile, a person who works as a dependent of an employer is legally entitled to 15 working days of paid vacation, generally taken during the month of **February**.

At Universidad Católica, this legal right is extended to **20 business days** for academic, professional and administrative staff, so the institution closes during the month of February, only maintaining limited activities.

In Chile, the academic period in all educational institutions is from **March to December** with **2 weeks of recess**, generally in July or August, for students and academic staff, only maintaining administrative functions.

AVOID scheduling your arrival in Chile during **FEBRUARY**, it is likely that you will have a lot of difficulties settling in, since in general all services reduce their staffing. The recommendation, if possible, is to schedule the arrival for the month of January or even earlier, to start the first semester in March.

GASTRONOMY

Known by the variety and quality of fish and seafood, along with its world-renowned and award-winning wines, Chilean gastronomy offers quality exponents of both local and international cuisine. The typical Chilean cuisine varies from region to region, due to the climate, traditions and culture. You can enjoy the typical “empanada de pino” (minced meat, onion, egg, olive and spices), the “mote con huesillo” and the “pastel de choclo” (corn cake), among many other typical dishes of our country.

If you want to eat in a very simple and popular environment with convenient prices there are the “picadas” or “picás”. There are always several in each city. They are small restaurants, generally located outside the well-known circuits of tourist gastronomic venues, with low prices and food made by their owners.

Most of the typical preparations feature potatoes, rice, corn (for summertime preparations), and some protein of animal origin. One of the traditions for collective celebrations is to carry out the traditional “Chilean asado”, which includes a variety of meats cooked on an outdoor grill, where beef is generally preferred.

Another Chilean tradition is the diversity of typical sandwiches such as the “completo”, the “barros luco”, the “lomito”, among many others that can be easily found in any food establishment. Due to their size, they often replace a complete meal.


It is interesting to highlight the strong influence of immigrants and their cuisine in Chile and that is practically confused with the more traditional options. For example, the German community has a huge influence in Chilean pastry with apple küchen, strudels, marzipan and pan de pascua (Easter bread). The great immigration of the Arab, Palestinian, Syrian and Lebanese community has brought specialties that can be found especially in the Recoleta neighborhood. In Recoleta, specifically in the Bellavista neighborhood, you can find varied cuisine from other communities such as Greek, Korean, Spanish, etc.

More recently, Peruvian cuisine is highly appreciated for its excellent service, quality, abundance and generally convenient prices in places in Santiago Centro, but also there are more sophisticated options that can be found in other parts of the capital.

Although the strong mark that meat consumption represents in Chilean culture, our country is also a great producer of excellent quality fruits and vegetables, thus vegans or vegetarians have a variety of alternatives for their meals. It is also possible to find different specialized restaurants, although it is easier to find small business options with home delivery service of products and prepared dishes.

Remember that in Chile the tip is not included in the bill and it is up to the client to leave 10% of the value of the consumption. Although it is not mandatory to leave a tip, it is advisable, since it is an important part of the staff’s income.

LINKS OF INTEREST

-  [Zomato](#)
-  [Trip Advisor - Restaurants](#)

COST OF LIVING SUMMARY

ESTIMATED MONTHLY COSTS	
Rent	USD 543
Common expenses	USD 56
Water, electricity and gas (summer)	USD 42
Water, electricity and gas (winter)	USD 98
Public Transport (2 daily trips)	USD 56
Nursery school/Kindergarten (4 hours a day)	USD 279
Nursery school/Kindergarten (8 hours a day)	USD 557
Private school (primary and secondary)	USD 348
Basic monthly food basket 1-2 people	USD 245
Basic monthly food basket 3-4 people	USD 362
Monthly mobile phone plan	USD 18
Monthly home internet plan	USD 27
Monthly gym subscription	USD 49
OTHER REFERENCE COSTS	
ITEM	PRICE FROM
1 quick lunch	USD 5
1 movie ticket	USD 12
1 Bottle of wine (supermarket)	USD 6
1 Beer 350 ml (supermarket)	USD 1
1 Espresso Coffee (franchise)	USD 5
1 light dress (retail)	USD 24
1 pair of jeans (retail)	USD 42
1 pair of shoes (leather)	USD 70
1 hardcover book	USD 30
Delivery service in Santiago Centro-Oriente	USD 4

LINKS OF INTEREST:

- [!\[\]\(756219e9389f679d57027482aa5cf5fc_img.jpg\) Cost of living in Santiago, Chile](#)
- [!\[\]\(fcb77b2d9531d23794a07d244b7a89bc_img.jpg\) Cost of living in Chile – Expat.cl \(available in English\)](#)
- [!\[\]\(8175e06aff05874f50e11ffc448e6860_img.jpg\) Cost of living in Chile. Updated prices 2021.](#)
- [!\[\]\(d7fb7ebced2c712ed3052caf75d30501_img.jpg\) Prices and Salaries in Santiago \(available in English\)](#)
- [!\[\]\(d0fe824e371dd316453cda01cf34ca98_img.jpg\) Cost of living in Chile \(available in English\)](#)
- [!\[\]\(d1a2681fe7bfd4d9525bb4cc91a3e465_img.jpg\) Cost of Living in Chile: prices in 46 cities compared \(available in English\)](#)



CHILEAN SLANG

Chileans are generally friendly and kind. Perhaps, foreigners may find difficult how fast Chileans speak or our idioms (“Chilean slang”) that are not found in dictionaries.

SOME EXAMPLES:

- **A pata:** walking.
- **Achuntar:** to get right, to get to the point.
- **Al lote:** messy, relaxed.
- **Al tiro:** immediately, right away.
- **Apestado:** angry, disgusted.
- **Arrugar:** to back down, to regret, to give up.
- **Bacán:** cool, very good.
- **Cabra (o):** cabra (female), cabro (male)
- **Cabreado:** bored, tired.
- **Cachar:** to look, to see something. It can also be to understand or to grasp.
- **Carrete:** party, social gathering **Salir a carretear:** to go out.
- **Chanta:** fraud.
- **Choreado:** bored, upset.
- **Embarrarla:** to ruin something.
- **Empelotado:** angry, annoyed, fed up.
- **Fome:** boring, unfunny. It could be a person or a situation.
- **Gallo(a):** used to refer to a person.
- **Guata:** belly.
- **Hacer una vaca:** to collect money among several people.
- **Hinchar:** to bother, to insist.
- **Huaso:** Chilean countryperson. It can be used to talk about shy people.
- **Inflar (a alguien):** to pay attention to someone.
- **Irse al chancho:** to exceed, to abuse.
- **La papa:** the best, a good recommendation, a good offer.
- **Lata:** boredom, demotivation.
- **Latoso or latero:** someone who bores others.
- **Lenteja:** slow, calm, paused.
- **Lesear:** to annoy, to entertain, to fool around.
- **Lolo(a):** lolo (young male), lola (young female).
- **Luca:** one thousand Chilean pesos.
- **Manso:** tremendous, immense.
- **Marraqueta:** a type of bread.
- **Mina(o):** mina (an attractive woman) / mino (an attractive man)
- **Ni ahí:** “I don’t care”.
- **Piola:** unnoticed or quiet.
- **Polola(o):** romantic partner but in an informal way.
- **Tener tuto:** to be sleepy.
- **Tiene pituto:** someone with good contacts and who use them to achieve goals.
- **Viejito Pascuero:** Santa Claus.
- **Volado:** unfocused, unprepared, forgetful. It is also used when someone is under the influence of some kind of drug.
- **Yunta:** best friend or pal.

LINKS OF INTEREST:



-  [Chilenismos Ilustrados](#)
-  [Proverbios y Dichos populares chilenos](#)
 - Book: how to survive in the Chilean jungle

DIRECTORY

SERVICES AND EMERGENCY NUMBERS

- Ambulance: **131**
- Firefighters: **132**
- Carabineros de Chile: **133**
- Police information: 139
- Policía de Investigaciones: **134**
- Air rescue: **138**
- Salud Responde (health service): **600-360 7777**
- Emergency in campus: **+56 95504 5000**
- Maritime search and rescue service: **137**
- Police Information Service: **139**
- UC Poison Information Center: **22635 3800**
- UC Nurses: **22354 5000** or via email: **nursescampus@uc.cl**

UC LINKS OF INTEREST (available only in Spanish)

-  Special needs
-  Gender equality
-  Useful information Santiago
-  College life

EMBASSIES

ARGENTINA

Miraflores 285, Santiago
Phone: (+56) 22582 2500

 <http://ehile.cancilleria.gov.ar/>

AUSTRALIA

Isidora Goyenechea 3621, Piso 13, Las Condes
Phone: (+56) 22550 3500

 <http://chile.embassy.gov.au/>

BOLIVIA

Av. Santa María 2796, Providencia
Phone: (+56) 22520 1700

 www.consuladodebolivia.cl

BRAZIL

Avenida Apoquindo 3039, piso 2, oficinas 201 y 202, Las Condes
Phone: (+56) 22876 3400

 <http://santiago.itamaraty.gov.br/es-es/>

CANADA

Nueva Tajamar 481, piso 12, Torre Norte, Santiago
Phone: (+56) 22652 3800

 www.canadainternational.gc.ca/chile-chili

COLOMBIA

Los Militares 5885, Tercer Piso, Las Condes Santiago, Chile
Phone: (+56) 22220 6273

 <http://chile.embajada.gov.co/>

COSTA RICA

Calle Napoleón 3200, oficina 202, Las Condes
Phone: (+56) 22334 1600

 www.costarica.cl

CHINA

Av. Pedro de Valdivia 550, Providencia
Phone: (+56) 22233 9880

 <http://cl.china-embassy.org/esp/>

DOMINICAN REPUBLIC

Candelaria Goyenechea 4153, Vitacura
Phone: (+56) 22953 5750

 www.embajadadominicana.cl

ECUADOR

Av. Andrés Bello 2233, piso 15, Providencia
Phone: (+56) 22231 2015

 <https://chile.embajada.gob.ec/>

FINLAND

Alcántara 200, oficina 201, Las Condes
Phone: (+56) 22263 4917

 <https://finlandabroad.fi/web/chl/etusivu>

FRANCE

Condell 65, Providencia
Phone: (+56) 22470 8000

 <http://www.ambafrance-cl.org/>

GERMANY

Las Hualtatas 5677, Vitacura

Phone: (+56) 22463 2500

www.santiago.diplo.de

GREECE

Jorge VI 306, Las Condes

Phone: (+56) 22212 7900

www.mfa.gr/santiago

GUATEMALA

Avenida Apoquindo 4775, of. 504, Las Condes

Phone: (+56) 22326 8133

<https://chile.minex.gob.gt/home/home.aspx>

ITALY

Clemente Fabres 1050, Providencia

Phone: (+56) 22470 8400

https://ambantiago.esteri.it/ambasciata_santiago/es/

MOROCCO

Av. Jorge VI 375, Las Condes

Phone: (+56) 22212 1766

Website under construction

Facebook: <https://es-la.facebook.com/EmbajadaDeMarruecosEnChile/>

MEXICO

Félix de Amesti 128, Las Condes

Phone: (+56) 22583 8400

<http://embamex.sre.gob.mx/chile/>

NETHERLANDS

Av. Apoquindo 3500, piso 13, Las Condes

Phone: (+56) 22756 9200

www.paisesbajosytu.nl/su-pais-y-los-paises-bajos/chile

NICARAGUA

Zurich 255, oficina 111, Las Condes

Phone: (+56) 22234 1808

Facebook: <https://www.facebook.com/EmbajadaNicaraguaCL/>

NORWAY

Los Militares 5001, piso 7, Las Condes

Phone: (+56) 22342888

<https://www.norway.no/es/chile/>

PANAMA

Calle Latadía 5930, Las Condes

Phone: (+56) 22228 1687

<https://mire.gob.pa/ministerio/embajada-y-consulado/santiago-embajada-de-panama/>

PARAGUAY

Av. Apoquindo 4700, piso 7, Las Condes

Phone: (+56) 22963 6380,

(+56) 22963 6381

www.embajadadelparaguay.cl

PERU

Andrés Bello 1751, Providencia

Phone: (+56) 22339 2600

www.embajadadelperu.cl

POLAND

Mar del Plata 2055, Providencia

Phone: (+56) 22824 5000

www.gov.pl/web/chile-es

PORTUGAL

Av. Nueva Tajamar 555, piso 16, Las Condes

Phone: (+56) 22203 0542,

(+56) 22203 0543

<https://santiago.embaixadaportugal.mne.gov.pt/pt/>

SPAIN

Av. Andrés Bello 1895, Providencia

Phone: (+56) 22235 2754

<http://www.exteriores.gob.es/embajadassantiagodechile/es>

SWEDEN

Nueva Providencia 2353, Providencia

Phone: (+56) 22940 1700

www.embajadasuecia.cl

UNITED KINGDOM

El Bosque Norte 0125, Las Condes

Phone: (+56) 22370 4100

<https://www.gov.uk/world/organisations/british-embassy-chile.es-419>

UNITED STATES

Av. Andrés Bello 2800, Las Condes

Phone: (+56) 22330 3000

<https://cl.usembassy.gov/es/>

URUGUAY

Av. Pedro de Valdivia 711, Providencia

Phone: (+56) 2223 8398

<http://www.embajadadeuruguay.org/pages/contacto/sur-america/chile.php>

VENEZUELA

Calle Bustos 2021, Providencia

Phone: (+56) 22365 8700

chile.embajada.gob.ve



UC | Chile